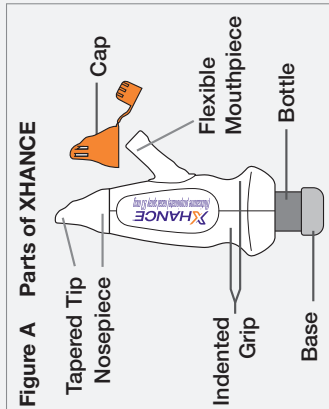


INSTRUCTIONS FOR USE

XHANCE® (ex hans')
(fluticasone propionate)
nasal spray, 93 mcg

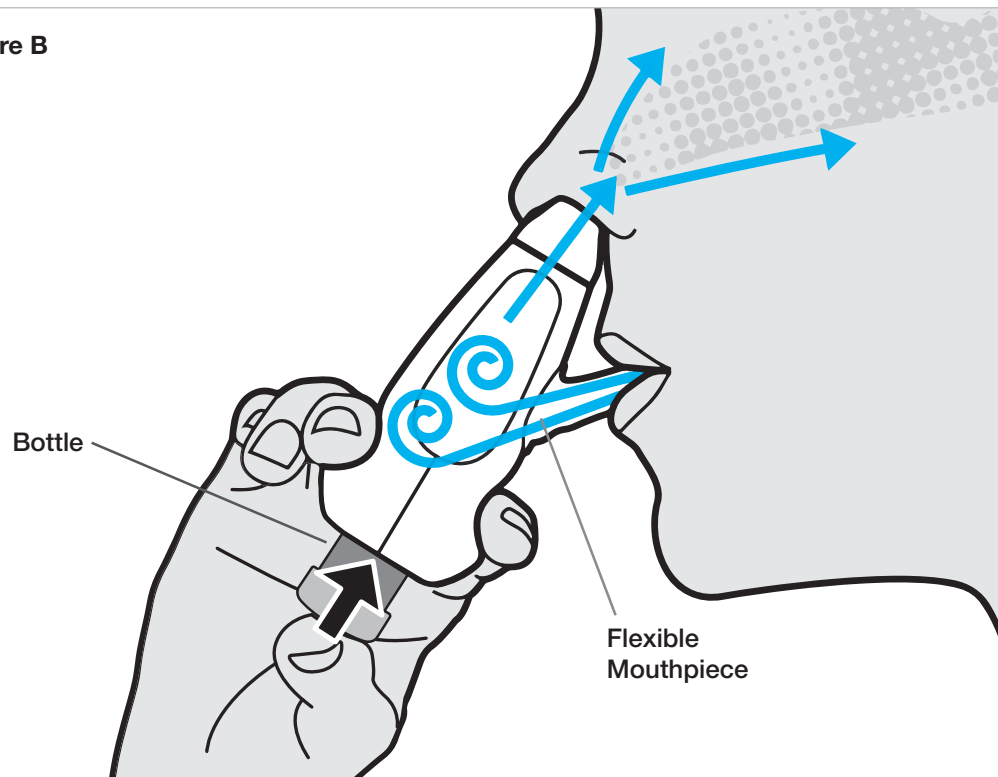


Read these Instructions for Use before you start using XHANCE and each time you get a refill. There may be new information. This information does not take the place of talking to your healthcare provider about your medical condition or treatment. If you have any questions about XHANCE, ask your healthcare provider or pharmacist.

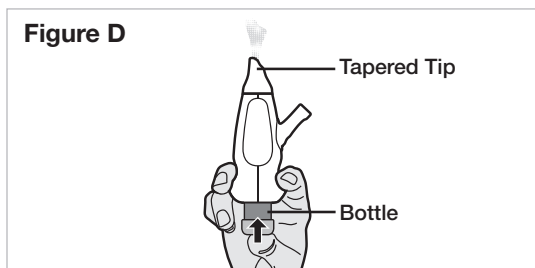
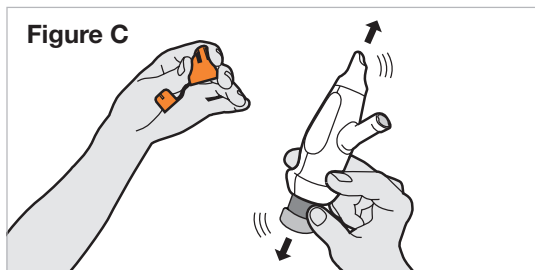
Important information about XHANCE

- XHANCE is for use in your nose only. Do not spray in your eyes or mouth.
- XHANCE delivers your dose of medicine into your nose when you **press the Bottle while blowing** into the Flexible Mouthpiece (See Figure B).
- Do not share XHANCE with other people.
- Shake XHANCE before each use.
- Do not block second nostril while blowing.
- Do not place fingers above or over the Flexible Mouthpiece.
- The XHANCE Bottle is made of glass. Do not remove the base.

Figure B



Prime XHANCE before first use



Priming XHANCE:

Step 1: Remove the Cap (See Figure C).

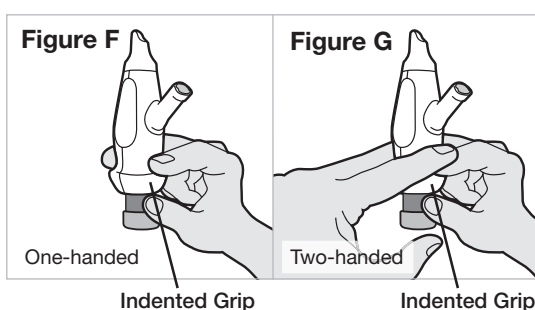
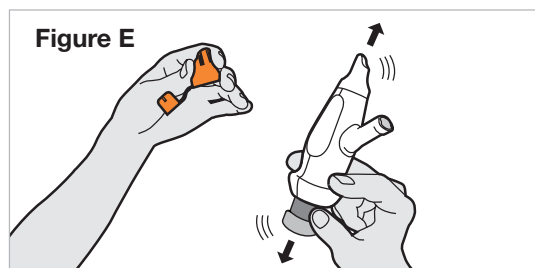
Step 2: Shake XHANCE.

Step 3: Press the Bottle 7 times or until you see a fine mist (See Figure D).

Keep the Tapered Tip of XHANCE pointed away from your face while priming. When you see a fine mist of medicine, XHANCE is ready to use.

Important: If you have not used XHANCE for 7 or more days, re-prime by spraying 2 times away from your face.

Steps for using XHANCE after priming



Step 1: Remove the Cap.

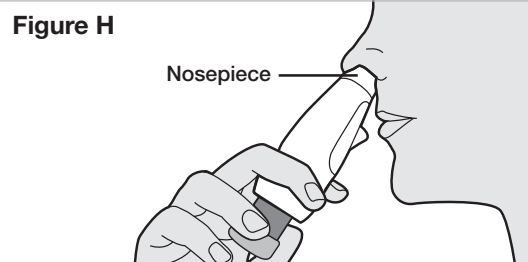
Step 2: Shake XHANCE (See Figure E).

Step 3: Hold XHANCE by placing your fingers on the Indented Grip below the Flexible Mouthpiece. You can use 1 hand (See Figure F), or 2 hands (See Figure G) to hold XHANCE.

Do not place your fingers above or over the Flexible Mouthpiece.

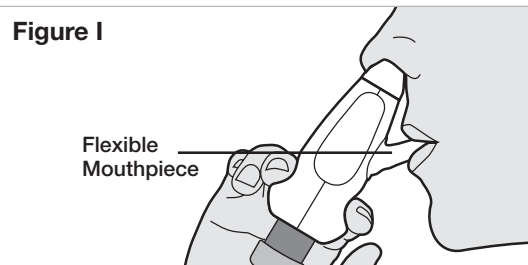
Steps continue on other side

Steps for using XHANCE after priming (cont'd)



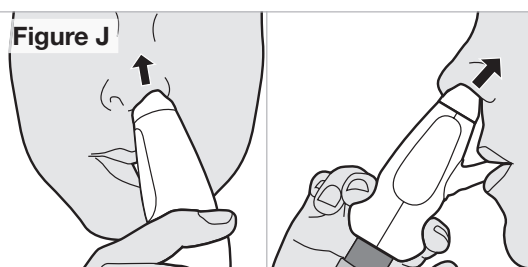
Step 4: Gently insert the Nosepiece into the nostril. While still holding XHANCE on the Indented Grip below the Flexible Mouthpiece, insert the Nosepiece as far back into 1 nostril as comfortable (**See Figure H**). This helps to keep a tight seal between the Nosepiece and your nostril.

Important: Keep a tight seal between the Nosepiece and your nostril.



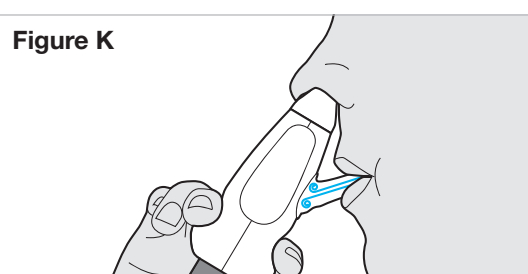
Step 5: Insert the Flexible Mouthpiece in your mouth, while keeping the Nosepiece in your nostril (See Figure I). Make sure that the Flexible Mouthpiece is secure in the mouth and the Nosepiece remains sealed in the nostril during use.

Note: You can bend the Flexible Mouthpiece up and down to get it into your mouth while keeping the Nosepiece deep in your nostril.



Step 6: Aim the device upward. This will help the medicine go deep into your nostril (**See Figure J**).

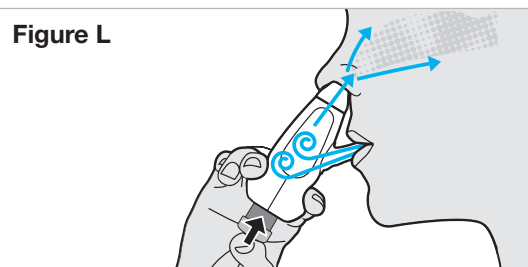
Note: You can use a mirror to help you aim the device upward.



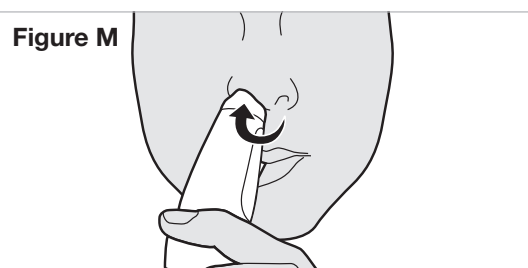
Step 7: Blow hard into the Flexible Mouthpiece like you are blowing up a balloon (See Figure K).

Do not try to breathe in through your nose or sniff while blowing into the Flexible Mouthpiece.

Do not close or block your other nostril. This could prevent the air you blow into the Flexible Mouthpiece from leaving out through the other nostril.



Step 8: While still blowing hard into the Flexible Mouthpiece, use your thumb to press the Bottle to deliver medicine into your nostril (See Figure L).



Step 9: Repeat Steps 2 through 8 in the “Steps for using XHANCE after priming” to deliver the medicine into your other nostril (**See Figure M**).

Did I do it right?

- ✓ Shake before each use.
- ✓ Keep a snug fit in nose and mouth.
- ✓ Continue blowing forcefully while pressing the Bottle.
- ✓ Do not sniff, inhale, or block second nostril.
- ✓ Administer only the prescribed number of sprays in each nostril.

XHANCE[®]
(fluticasone propionate) nasal spray 93 mcg

For more information, please visit
www.XHANCE.com or call 1.833.678.6673

Cleaning and Caring for XHANCE

- You do not need to clean XHANCE. If you prefer to clean the device, remove the Cap and use a clean, dry, lint-free cloth to wipe after each use.
- Replace the Cap and store XHANCE in a clean, dry place.
- The XHANCE Bottle is made of glass. Do not remove the base. If you accidentally drop XHANCE, check it for damage. Do not use if the device is damaged or the glass is broken. If damaged, call 1.833.678.6673.

How should I store XHANCE?

- Store at room temperature (between 15°C and 25°C; 59°F and 77°F).
- Protect XHANCE from light.
- Throw away XHANCE after using 120 sprays after initial priming. Even though the Bottle may not be completely empty, you may not get the correct dose of medicine if you continue to use it.

Keep XHANCE and all medicines out of the reach of children.

These Instructions for Use have been approved by the U.S. Food and Drug Administration. Distributed by OptiNose US, Inc. XHANCE and OPTINOSE are registered trademarks of OptiNose AS. ©2020 OptiNose US, Inc. All rights reserved. Revised: 09/2020